




- for users who need access to superior, high-power welding equipment that can be used for repair work anywhere
- 20 ft. welding cables with all controls built into electrode holder ←
- custom cables, up to 200 feet, are available.
- a system to meet every need with models ranging from our most popular 150 amp. welder to 200, 300, 400, 450, and 600 amp. units
- new power generation system produces superior x-ray quality clean welds, deep penetration, and easy to maintain arc



- self-contained, ultra-compact, DC welder which can be attached to any vehicle
 - unique electronic control system (makes welding safer, easier for the novice, & offer the professional unparalleled control of the process)
 - designed for 100% duty-cycle, all weather, remote location, commercial use
 - built to meet, or exceed, military and underground mining equipment specs
- The most advanced commercial-duty engine-driven welder in the world.



Introducing the

Three Year Limited Warranty

Manufactured with pride in the U.S.A. by:




330 Club Springs Road • Elmwood, Tennessee 38560

Phone: 615-897-2011 • Fax: 615-897-2023

e-mail: contact@zena.net

Toll Free Order/Support Line: 877-ZENA INC
(877-936-2462)

Visit our web site: www.zena.net



Model MW150 Welding System Components

TO:

A piece of critical equipment is broken. You can't move it to your shop. And you don't have a high current power source for your shop welder anywhere near the breakdown. And you don't have a \$3,000 mobile welder.

Time to try to get a professional with mobile equipment?

Not if you have a ZENA™ mobile welding system installed on a tractor, a truck... or even an old riding mower.

Just drive your welder to the job. Connect cables to the welder's power generator. Start the engine and set it to a fast idle. Weld the broken item and you're back in business!

Fast. Easy. Convenient.

Convert ANY Vehicle Into a 100% duty cycle High Power Mobile Welder

The ZENA™ mobile welding system can be installed into **any** vehicle (tractors, ATV's, trucks, emergency vehicles, forklifts, construction equipment, water craft, lawn tractors/mowers, etc.), transforming it into a self-contained mobile welding station with performance and operating features that equal, or exceed, heavy and expensive transportable engine-driven industrial welders.

Welding Controls at your Fingertips

All welding controls are built **into the electrode holder** (patents pending). No need to vary engine speed to control power, nor do you have to go back and forth between the vehicle and your work to make adjustments. With the ZENA system, it's all done with three controls (two push buttons and a dial) that are literally **at your fingertips**. You have total control -- and welding becomes a real pleasure.

- Our **"boost"** control makes it easy to start and maintain a welding arc in difficult conditions -- increasing welding current until your arc can be established.
- For your safety, power is **only** supplied to the electrode holder when you depress and hold the **"power"** push-button. Work in tight spots without accidental arcing. Change rods without getting shocked -- even while standing in water!
- The **power control dial** precisely and instantly controls welding current (adjustments can be made while welding), and allows you to control weld penetration and quality to an unprecedented degree.

Standard with 20 Foot Cables

High quality 20 foot long welding cables are standard equipment on all models. Longer length cables (from 30 to 200 feet) are available on a custom order basis.


Improved Welding Characteristics

Producing a high frequency pulsating DC welding current in both standard and reverse polarity modes, our (patents pending) power generator produces an extraordinarily fine bead and a welding joint with a better appearance, and with less impurities, than any other stick welder. When compared with other welders, the ZENA system also provides greatly increased welding efficiency. Simply stated, a 100 amp. output from the ZENA system is functionally equivalent to 120 amps. (or more) from an ordinary welder!



Complete Electrical Isolation

All ZENA welders are **electrically isolated** from vehicle and earth grounds. Weld with standard or reverse polarity, without damage to delicate electrical systems.



NOT an Alternator

To keep costs low and installation easy, we modify an auto alternator case to house our custom built parts. There are no standard auto parts inside. **Start to finish, our power generator is built for welding.**

The ZENA power generator is usually installed in addition to your existing alternator. However, if necessary, it can replace an existing alternator -- operating (when not welding) as a high current power source that outperforms any stock alternator.

Models for Every Application

All ZENA welders are rated for 100% duty cycle operation. Models range from our popular 150A unit (the perfect choice if you typically use 1/8" rods and don't use rods over 5/32"), to 200, 300, 400, 450, and 600A welders.


All welders are compatible with **all** types of AC or DC welding rods. Models are available for use with existing 12 or 24V electrical systems and (when welding) require from 1/4 to a maximum of 6 amps. of electrical power.

All power generators can replace an existing vehicle alternator when retrofitted with an external voltage regulator (or purchased with a built-in voltage regulator).

Hydraulic, Air, & PTO Drive Models

Unique self-contained welders designed for special applications:

- **Hydraulically powered welders** (150 & 200A models) for modern service vehicles, farm, and construction equipment
- Custom built **compressed air driven welders** for mining applications
- **PTO shaft driven welders** (150, 200, 300, & 400A) for **any** farm tractor with a 3-point hitch and 540 rpm PTO



Accessories

Want to automatically control vehicle engine speed and conserve fuel when welding? Push the "power" button and your engine speeds up for welding -- release, and the engine drops back to idle speed. Your welder can also function as an electrically isolated, fully regulated high amp charger!